

User Guide: Student

Mawhoob Competition

..

Access to Service



Via the Website

You can register on the website via any tablet or personal computer and go to the website:

www.mawhiba.org



Via Mobile Application



Steps

1

Log on to Mawhiba website and browse the list of services

2

Access to register for the service and request participation

3

Submit an application to participate and register

4

Confirm personal and educational data and acknowledge the conditions

5

Select the Required Test

6

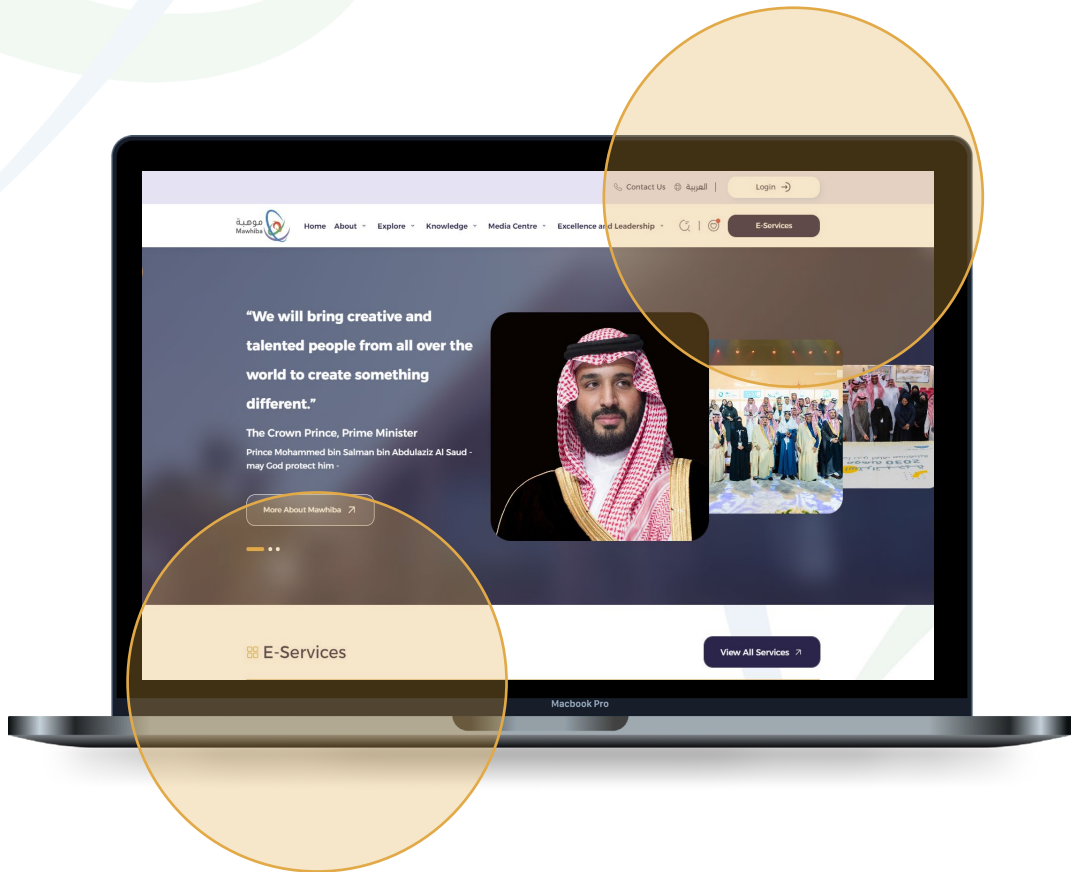
Payment of fees

We wish you a distinguished digital experience

Registration Steps

1 Log in through Mawhiba website: www.mawhiba.org

- From the homepage you can select the “E-Services” Button.

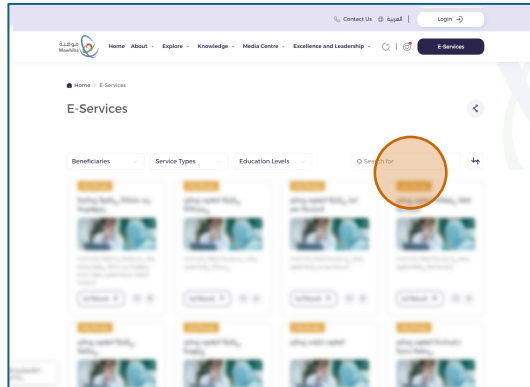


✓ Note

Registration in the program must be open and your nomination accepted in order to be able to access the program registration page. You can also log into the program directly through the link sent to you via text message or email sent to you.

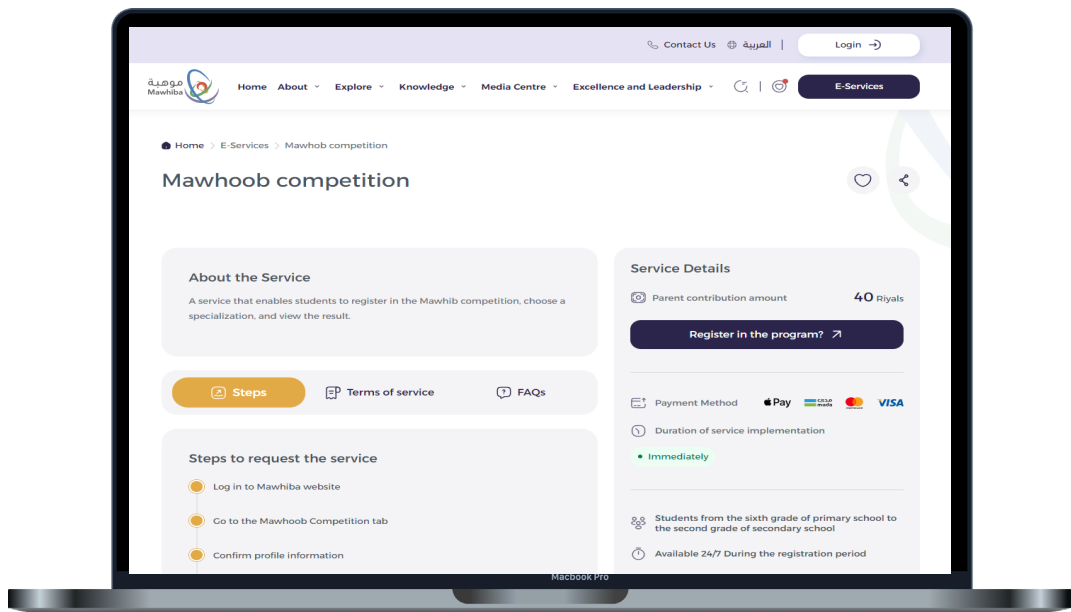
2 Access to register for the Service: Mawhoob Competition

- On the E-Services screen Click on The service Link



3 Submit a "Registration Request"

- On the service details screen Click on (**Register**) Button.



4 Confirm your Personal and Educational Information

- In this step, your personal data and contact information will appear to ensure that they are correct and updated.
- You need to update your educational information..
- Then, agree on the Information Validity Statement... then click on the (**Confirm**) Button.

The screenshot shows the Mawhiba user interface for confirming personal and educational information. The page is titled "A review of personal data must be confirmed". It displays the following information:

- Contact Information:**
 - Email: ashrafabdalkader152@gmail.com
 - Mobile Number: 966 54967796
 - Landline Number: (empty)
- Academic Information:**
 - Administrative Area: منطقة مكة المكرمة
 - Education Administration: إدارة تعليم جدة - بنين
 - Educational Level: متوسط
 - School Type: حكومي
 - School Name in Arabic: الشاهين الابتدائية
 - School Name in English: الشاهين الابتدائية
 - Class: الصف الثاني المتوسط
 - Academic Track: (empty)
- Guardian Information:**
 - Guardian Name: محمد التامر
 - Relation: عم
 - Guardian Job: (empty)
 - Guardian Mobile Number: 96652211336
 - Guardian Landline: (empty)
 - Guardian E-mail: azaid@mawhiba.org.sa

At the bottom, there is a checkbox with the text: "The personal data has been reviewed and I declare that all this data used is correct and consistent, and I bear all responsibility if it turns out otherwise". Below this, there are two buttons: "Confirm" (highlighted with a red circle) and "Update Informations".

Footer text: "All rights reserved to Mawhiba Foundation © 2024" and "Privacy Policy | Contact Us".

5 Select the Required Test from the Available Specializations

- A screen will appear listing the tests according to the available specializations. Choose the test you want to register for.

The screenshot shows the Mawhiba registration page. At the top, there is a navigation bar with the Mawhiba logo and the user's name in Arabic. Below the navigation bar, the page title is "Mawhoob". The main content area is titled "Please choose one of the following specializations". There are four radio button options, each with a "Details" link to its right. The third option, "اختبار تجريبي أولمبياد العلوم والرياضيات 3", is selected. Below the options, there is a section for "Alternative Mobile" with a text input field containing "9665xxxxxxx". There is also a section for "What are the means through which you learned about this program?" with a "Name" input field. At the bottom, there is a checkbox for "Acknowledgment of read and understand Payment Instructions" and a "Saved and Continue" button.

- Before submitting, you can click on “Details” in front of each test to view details and information about the test.

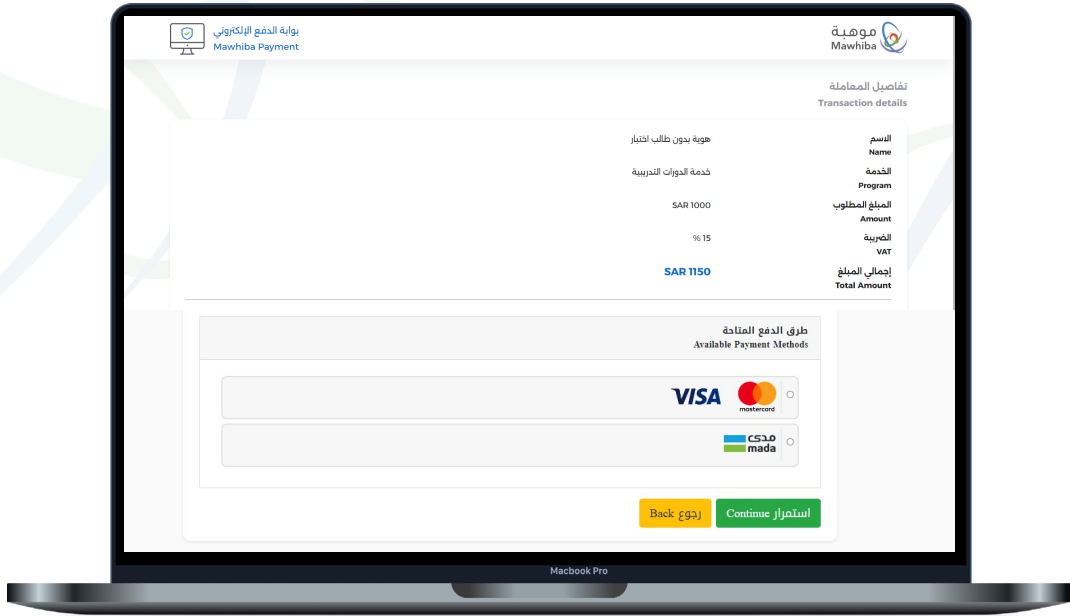
The screenshot shows the details page for the "Science and Mathematics Exam". The page is titled "Science and Mathematics Exam" and has a description: "Science and Mathematics". Below the description, there is a table with the following information:

Service	Necessary Tests	Unit Exam
National Program for Gifted Identification	-	Exam

Below the table, there are three date fields: "Start Exam Date" (2025-01-01), "End Exam Date" (2024-12-06), and "Exam Date" (2025-12-06). There is also a "Time" field showing "15:00 - 30:00". Below the time field, there is a "Classes" section with a grid of links for different classes: "الصف الخامس الابتدائي", "الصف السادس الابتدائي", "الصف الأول المتوسطة", "الصف الثاني المتوسطة", "الصف الثالث المتوسطة", "الصف الثاني الثانوي", and "الصف الثالث الثانوي". At the bottom, there are three fields: "Age" (From 2 to 50), "Gender" (ذكر / مؤنث), and "Contribution of the student's preparation" (1500).

6 Payment of Fees

- After agreeing to the terms and conditions and clicking on the request to participate, a fee payment screen will appear to issue a payment invoice and complete the payment to confirm your registration in the program:



✓ Note

You must ensure that the payment process is completed on time to avoid cancellation of the participation request. You can view the program details at any time by accessing the service and reviewing the details of the participation requests you have submitted.



نتمنى لكم تجربة رقمية مميزة
We wish you a Distinguished Digital Experience



www.mawhiba.org

